

Impulse™

From Peugeot and Allied Mobility

New Model

Impulse™ from Peugeot and Allied Mobility





Automatic tailgate and ramp



Drive-from your wheelchair



Wheelchair passenger up-front



Two wheelchairs together

Let the Impulse Take You



Discover a renewed sense of freedom with the fabulous Peugeot *Impulse*™.

Based on the Peugeot Partner Tepee *Impulse*™, from Allied Mobility, offers a new level of choice and flexibility in a wheelchair accessible vehicle. Featuring an automatic tailgate and ramp, *Impulse*™ makes independent travel possible for wheelchair users.

The complete flat floor within *Impulse*™ provides a choice of

solutions - all within one car. You can drive from your powerchair, travel up-front as a wheelchair passenger or make an internal transfer from a wheelchair to the driver's seat within the vehicle.

Driver and front passenger seats are both removable - so you can alternate a powerchair between the driver and front passenger position as you wish. *Impulse*™ can even accommodate two powerchairs upfront.

Drive from Your Wheelchair



Driving from the comfort of your own powerchair is an experience which offers many wheelchair users a unique sense of freedom. The new *Impulse*™ from Allied Mobility lets you go where you want, when you want. Both the tailgate and wheelchair ramp can be operated remotely through the *Impulse*™ key fob. This means that the tailgate can be up and the ramp down, ready for you to enter the vehicle - all from the comfort of your home.

Impulse™ comes with two front seats, both of which can be removed. With the driver's seat taken out, there's ample room for your powerchair in the driving position, where you'll enjoy superb visibility, thanks to *Impulse*'s class leading eyeline. A docking station secures your chair safely, leaving you free to enjoy independent travel.

Up-front Wheelchair Passenger



**Class-leading
headroom**

Some wheelchair passengers would prefer to travel up-front in their vehicle. *Impulse™* lets you do this without the hassle of transferring from your own chair.

With the front passenger seat removed, a wheelchair or powerchair user can enter by the rear access ramp and move right up to the forward position. An independent docking station is used to secure the chair in place, ensuring a safe and comfortable journey.

A full lap and diagonal seatbelt is also provided for all passengers.

Where needed, an up-front wheelchair passenger can be safely and easily monitored by the driver throughout the journey. This will ensure speedy stops can be made if required to administer care from within the car.

Internal Transfer



Some wheelchair and powerchair users prefer to transfer from their chair into the driver's seat. The flat-floored *Impulse™* makes internal transfer more convenient, allowing you to position your wheelchair alongside the driver's seat, prior to transferring across within the comfort of your own car – much safer and more manageable than traditional external transfer struggles.

A docking station secures your wheelchair or powerchair in place beside you. Simply slip across into your chair on arrival at your destination, before releasing the dock and descending the low gradient ramp.

Two Wheelchairs Together



Despite its compact dimensions - ideal for driving and parking - the remarkable *Impulse™* can comfortably accommodate two powerchairs up-front together. Simply by removing the two front seats, the complete flat floor allows space for two chairs up-front, side by side, although this may depend on the size of the chairs.

You can also have the option of positioning a wheelchair user in the rear of the vehicle. The standard front seating can be replaced at any time. This flexibility makes *Impulse™* the ultimate wheelchair accessible vehicle for families or couples with two wheelchair users. It's also ideal for drive-from-wheelchair users who wish to take another wheelchair user with them on their travels.


Accessible Features & Options



Interior flat floor



Automatic transmission with dial selector



Tip-and-turn rear seats

Standard accessibility features include:

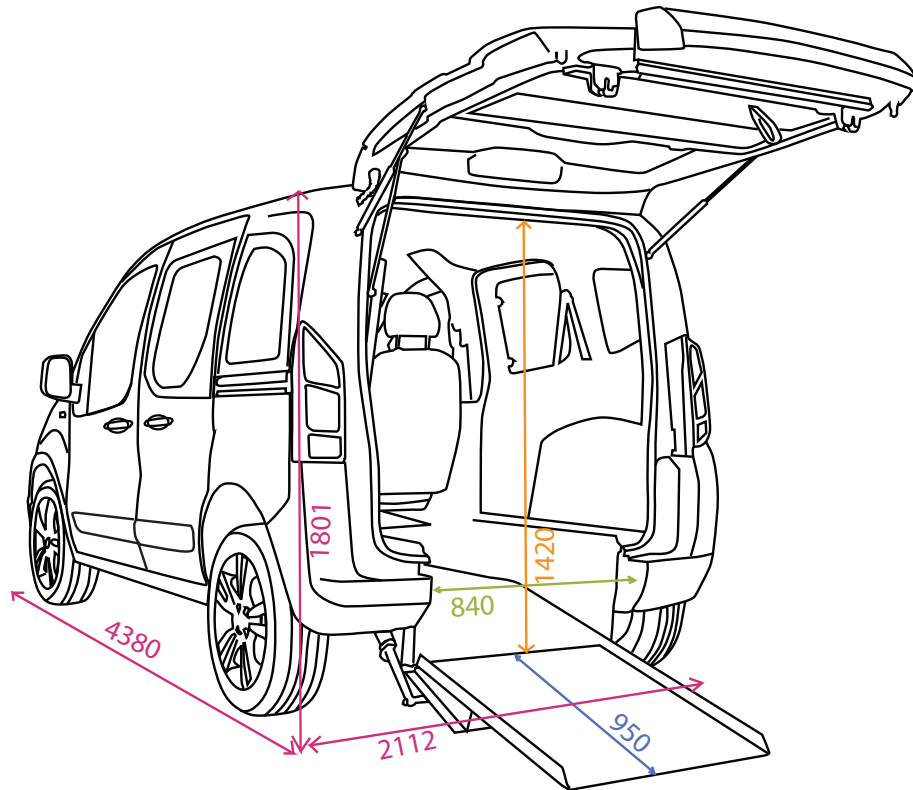
- Interior flat-floor
- Automatic ramp and tailgate
- Remote control key-fob
- Removable driver and front passenger seats
- Automatic gears with dial selector
- Lap and diagonal seat belt for all occupants
- Electronic parking brake

Optional features include:

- Docking station in driver and/or front passenger position
- Up to two tip-and-turn rear passenger seats
- Various hand controls and other steering aids
- Manual ramp and tailgate also available, with discount off standard vehicle price

Dimensions & Seating Options

Dimensions (mm)



Feature	Height (mm)
Interior driving position (floor to roof)	1470
Eyeline steering	1310
Floor to wheel	700

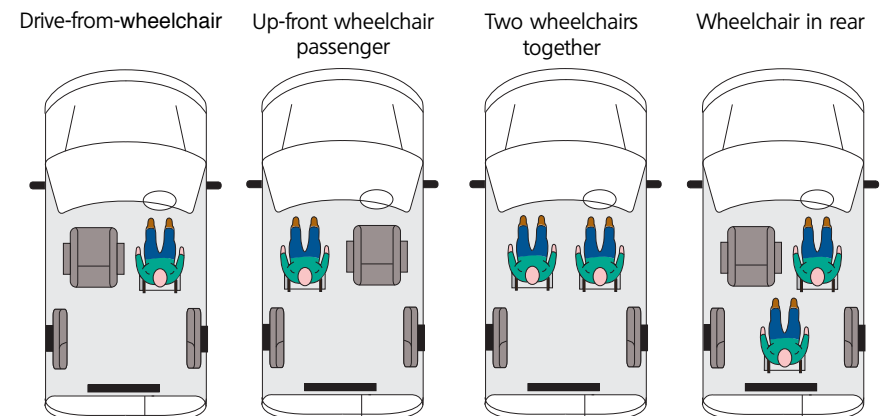
Convenience

Independent, drive-from-wheelchair use is made possible by using a wheelchair matched to a floor-mounted docking station. Your Allied Mobility consultant can help you choose a suitable combination.

Comfort

Impulse™ also offers unrivalled accessibility and vision thanks to its ultra-low, all flat floor. Benefits include class-leading headroom, eyeline for sight out of the vehicle and vital space to fit comfortably under the steering wheel when driving from your wheelchair or powerchair.

Seating examples



Technical Specification

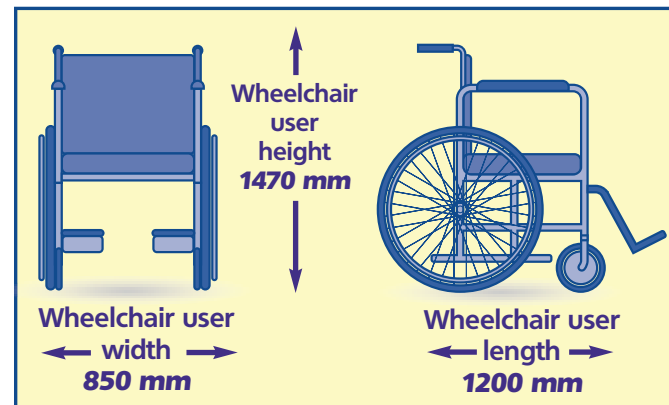
Model	1.6 HDi 92 EGC AUTO
Engine	
Emission control standard	Euro 5
Cubic capacity	1560
Max. power bhp (kW)	92 (68)
Max. torque Nm (rpm)	230 (1750)
Fuel	Diesel
Transmission	
Number of gears	6 speed EGC
Tyres	
Size	205/65 R15
Fuel Consumption (mpg)	
Urban drive cycle	55.4 (5.1)
Extra urban drive cycle	62.8 (4.5)
Combined drive cycle	58.9 (4.8)
Brakes	
Ventilated front and solid rear discs	✓
ABS	✓
Suspension	
Front	Pseudo-MacPherson type with lower wishbone struts, coil springs, telescopic hydraulic dampers and anti-roll bars
Rear	Deformable axle with coil springs, telescopic hydraulic dampers and anti-roll bars
Weight (kg)	
Gross vehicle weight	2070
Vehicle Dimensions (mm)	
Length	4380
Width - including door mirrors	2112
Height	1862
Wheelbase	2728

* EGC - electronically controlled gearbox for smoother gear changes with no clutch action required.

Accessibility


Model	1.6 HDi 92 EGC AUTO
Ramp Dimensions (mm)	
Ramp width	840
Ramp length	950
Fuel Tank	
Capacity (litres)	55

Maximum Wheelchair Measurements



Safe Travel

Impulse™ is ideally suited to electric wheelchair (powerchair) users. Many up-front wheelchair passengers and almost all drive-from-wheelchair customers choose a suitable powerchair, for maximum independence.

Note: It is important that all wheelchairs (electric or manual) used with Impulse™ conform to international standard ISO7176-19 (look for this  symbol on the frame). This means they have been independently tested and approved to withstand the impact of a crash when secured in a vehicle.

Vehicle Features & Options




Model	1.6 HDi 92 EGC AUTO
Style Features	
One piece automatic tailgate with remote control	✓
Manual ramp and tailgate	o
Twin sliding doors	✓
Body coloured bumpers, door mirrors, side rubbing strips and handles	✓
Metallic paint	M
Supagard interior and exterior protection	•
Safety & Security	
ABS including EBA & EBFD	✓
Front and rear fog lights & reversing lights	✓
Driver & front passenger airbag	✓
Three-point seat belts (including wheelchair passengers)	✓
Four point wheelchair restraint system	✓
Reverse parking sensors	M
Wheelchair docking station	•
Comfort & Convenience	
Electrically adjustable door mirrors	✓
Variable power assisted steering	✓
One or two tip and turn seats	•
Height adjustable front head restraints	✓
Cruise control	✓
Electric front windows	✓
Air conditioning	✓
Height adjustable driver's seat	✓
Reach adjustable steering wheel	✓
Tom Tom satellite navigation	•
Floor mats	•
Various hand controls and adaptations	•
Privacy glass	M
Audio	
Radio and CD player	✓


KEY ✓ = included • = optional M = free option on Motability Scheme
o = Option with discount off standard price

Colours

Metallic




Hazelnut




Rich Oak



Kyanos Blue




Aluminium




Shark Grey

Solid



Black*



White*

Colour palette for illustrative purposes only. *Solid colours are not available on vehicles through the Motability Scheme.

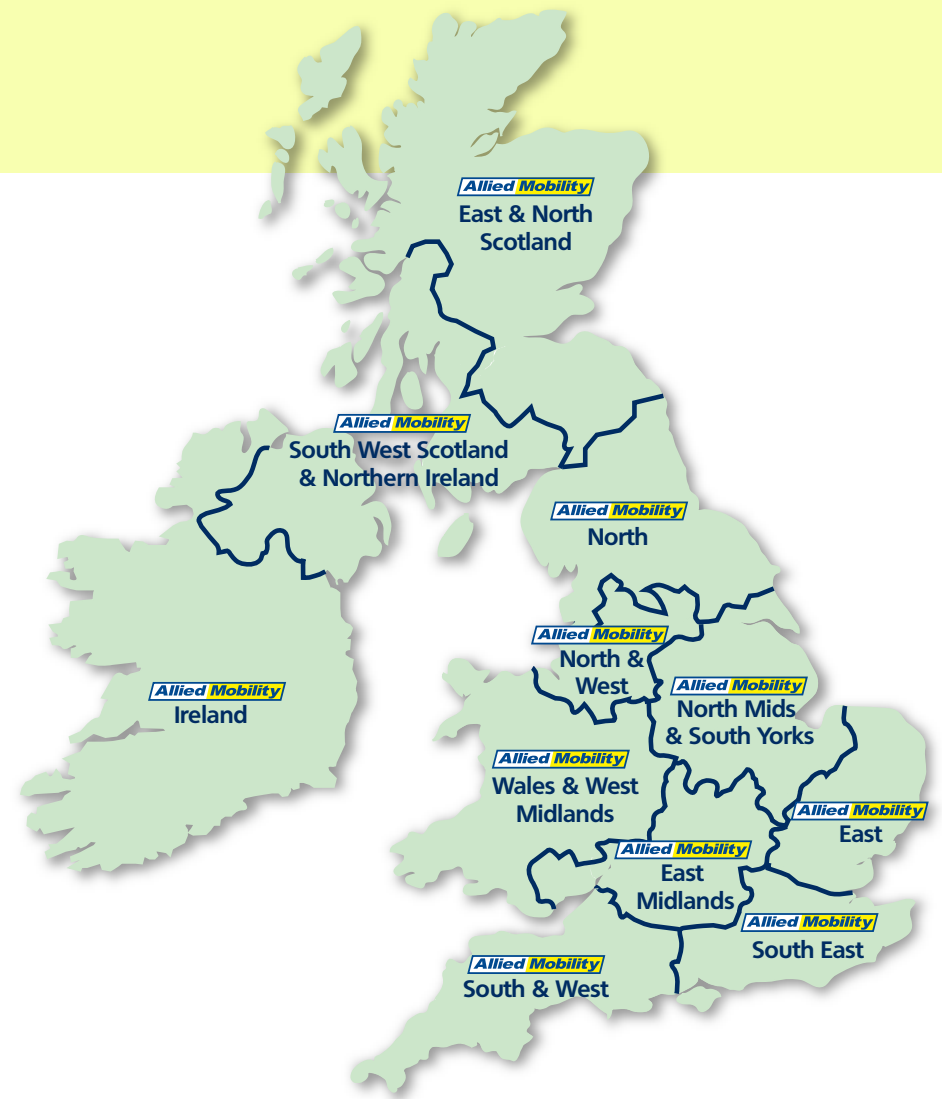
Reassuring Support



At Allied Mobility we know that meeting your expectations is the most important aspect of our business. As the UK's leading supplier of wheelchair accessible vehicles, we've built an excellent reputation for providing quality, value and ongoing customer support.

It's important to choose the right mobility car to suit your needs, which is why we offer free, no-obligation home demonstrations throughout the UK.

Your new *Impulse*™ will be delivered direct to your home address, anywhere in the UK. You're always assured of a friendly service from our highly trained professional staff. Available seven days a week our customer service team is able to answer any product or Motability questions you may have. You'll also have access to a nationwide network of Peugeot service partners.



For more information freephone **0800 587 9677**, email **info@alliedmobility.com** or visit **www.alliedmobility.com/impulse**

