

Horizon™

From Peugeot and Allied Mobility

Horizon™ from Peugeot and Allied Mobility





Innovative EasyLift™ ramp



Remote controlled electric winch system



Manual or automatic transmission



Ramp folds flat when not in use

Style & Accessibility



**UK's most
popular WAV**

Available exclusively from Allied Mobility, Peugeot Horizon™ is the UK's most popular wheelchair accessible vehicle.

Based on the Peugeot Partner Tepee, the new model Horizon™ is perfect for able-bodied and wheelchair passengers alike.

Horizon™ is ideal for those looking for a vehicle which is stylish, safe and offers optimum accessibility.

Horizon™ is available in two models, both with a choice of either manual or automatic EGC transmission. With room for up to three people plus a wheelchair passenger Horizon S™ comes complete with full original Peugeot seating. For those that need added internal space Horizon SE™ comes with extra room for larger chairs or scooters.

Accessibility & Safety



Every *Horizon™* has a specially lowered floor and user friendly ramp to ensure getting in and out of your wheelchair vehicle is as simple as possible. The new *EasyLift™* ramp is mechanically assisted, which means it does most of the work for you and requires minimal effort to operate.

Once inside, you are secured with our new, high-rated wheelchair restraints. We've also redesigned the wheelchair user's lap and

diagonal seatbelt to make it even quicker and easier to use.

Safety is of paramount importance so you can be assured that every *Horizon™* from Allied Mobility has been tested to stringent industry standards. *Horizon™* holds the highest level of automotive safety certification European Whole Vehicle Type Approval.

Key Features

H^oRIZON



When the wheelchair space is not in use, the EasyLift™ ramp folds away flush with the floor, giving added storage space for shopping trips or bulky items. An electric winch is included in your *Horizon™* at no added cost, to help guide your wheelchair or powerchair up the ramp and make travelling a breeze.

Wheelchair accessible features:

- Brand new EasyLift™ ramp that requires minimal effort
- Lowered floor for optimum accessibility
- Easy clean, non-slip surface
- High quality wheelchair restraint system
- Easy reach lap and diagonal seat belt
- Remote controlled electric winch (free option)
- Choice of seating layouts available to suit

Model Choice



HORIZON S

Horizon™ comes in two models, offering superb flexibility to meet the diverse needs of different users.

With folding rear seats, *Horizon S™* can accommodate a driver, wheelchair passenger and up to two additional passengers. When the wheelchair space is not in use, *Horizon S™* can transform back to a standard car, with full original Peugeot seating throughout and room for five people.



HORIZON SE

Alternatively, *Horizon SE™* is the perfect choice for those looking for added space for larger wheelchairs, scooters or powerchairs, without moving up to a larger vehicle. The SE model comes with the option of one or two single seats in the rear, which allows the wheelchair user to sit further forward in the vehicle, and can carry up to five people including the wheelchair passenger.



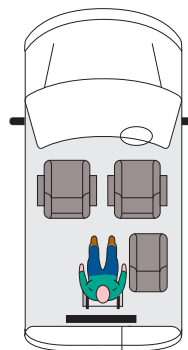
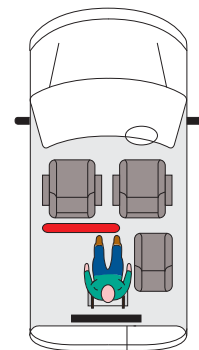
**More space,
more options**


What's more, both models come with the unique EasyLift™ ramp, which can fold away flat to the vehicle floor if you don't have a wheelchair passenger travelling. This allows plenty of room for shopping or luggage. The wheelchair ramp area in *Horizon™* is designed to be easily maintained and the floor lining is easily wiped clean, so you can keep your *Horizon™* looking spick and span.

S Seating

Standard seating

Optional seating

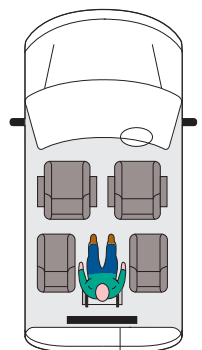
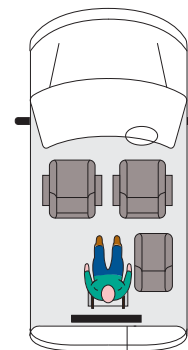


 Rear seats folded forward

SE Seating

Standard seating

Optional seating



Technical Specification

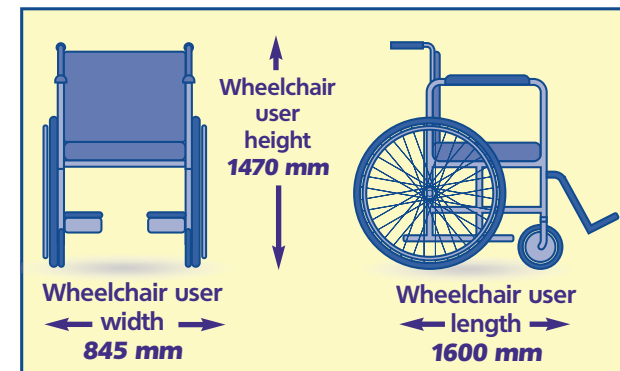
Model	1.6 VTi 120 MANUAL	1.6 HDi 92 MANUAL	1.6 HDi 92 EGC AUTO	1.6 HDi 92 OUTDOOR MANUAL
Engine				
Emission control standard	Euro 5	Euro 5	Euro 5	Euro 5
Cubic capacity	1600	1560	1560	1560
Max. power bhp (kW)	120 (88)	92 (68)	92 (68)	92 (68)
Max. torque Nm (rpm)	160 (4250)	230 (1750)	230 (1750)	230 (1750)
Fuel	Petrol	Diesel	Diesel	Diesel
Transmission				
Number of gears	5 manual	5 manual	6 auto*	5 manual
Tyres				
Size	205/65 R15	205/65 R15	205/65 R15	205/55 R16
Fuel Consumption (mpg)				
Urban drive cycle	29.4	45.6	55.4	45.6
Extra urban drive cycle	47.1	58.9	62.8	58.9
Combined drive cycle	38.7	53.3	58.9	53.3
Brakes				
Ventilated front and solid rear discs	✓	✓	✓	✓
Rear drums	✓	✓	✓	✓
Suspension				
Front	Pseudo-Macpherson with lower wishbone struts, coil springs & anti-roll bar			
Rear	Deformable axle with coil springs & anti-roll bar			
Weight (kg)				
Gross vehicle weight	2000	2040	2070	2040
Kerb weight	1406	1446	1516	1446
Vehicle Dimensions (mm)				
Length	4380	4380	4380	4380
Width - including door mirrors	2112	2112	2112	2112
Height	1801	1801	1801	1862
Wheelbase	2728	2728	2728	2728

* EGC - electronically controlled gearbox for smoother gear changes with no clutch action required.

Accessibility

Ramp Dimensions (mm)	
Ramp width	830
Ramp length	1407
Fuel Tank	
Capacity (litres)	55

Maximum Wheelchair Measurements



Features & Options




Model	1.6 HDi 92 MANUAL /EGC AUTO	1.6 HDi 92 MANUAL OUTDOOR
Style Features		
Twin sliding doors	✓	✓
One piece tailgate	✓	✓
Body coloured bumpers, door mirrors, side rubbing strips & handles	✓	X
Silver trim around grille & bumper & body coloured mirrors & roof bars	X	✓
Metallic paint	M	M
Supagard interior and exterior protection	•	•
Safety & Security		
ABS including EBA & EBFD	✓	✓
Front and rear fog lights & reversing lights	✓	✓
Driver & front passenger airbag	✓	✓
Three-point seat belts (including wheelchair passenger)	✓	✓
Heavy-duty four-point wheelchair restraint system (150kg)	✓	✓
Remote controlled electric winch	M	M
Reverse parking sensors	M	M
Comfort & Convenience		
Electrically adjustable door mirrors	✓	✓
Variable power assisted steering	✓	✓
Full rear passenger seating with folding rear seats (S model)	✓	✓
One rear seat (SE model)	✓	✓
Two rear seats (SE model)	•	•
Height adjustable front head restraints	✓	✓
Electric front windows	✓	✓
Air conditioning	✓	✓
Height adjustable driver's seat	✓	✓
Reach adjustable steering wheel	✓	✓
Tom Tom satellite navigation	•	•
Floor mats	•	•
Various hand controls and adaptations	•	•
Privacy glass	M	M
Audio		
Radio and CD player	✓	✓


KEY ✓ = included • = optional M = free option on Motability Scheme F = free option

Colours

Metallic




Aluminium




Shark Grey



Kyanos Blue



Rich Oak




Hazelnut

Solid



Black



Bianca White

Colour palette for illustrative purposes only. Motability Scheme vehicles are available in metallic colours only.

Customer Satisfaction



"We needed a car with space for our daughter's new larger wheelchair, and Horizon was ideal. The ramp had the width we needed to get the chair in easily."

Jill and Peter Gilrane, Lancashire

"I struggled with driving a manual car after a hip replacement, so the fact that Horizon comes in automatic is a great benefit."

Joe Horner, Ayr



"Our Horizon is a real life-line for us. We couldn't manage without it now; it's so quick and easy to get in and out of."

Robin and Patricia Haine, Gloucestershire

"We're surprised how quick and easy it is to put Maria's wheelchair into the Horizon. I can operate the ramp and wheelchair restraints without any trouble."

Des and Maria Foad, Southampton

Reassuring Support



At Allied Mobility we know that meeting your expectations is the most important aspect of our business. As the leading supplier of wheelchair accessible vehicles to the UK and Ireland we've built an excellent reputation for providing quality, value and ongoing customer support.

It's important to choose the right mobility car to suit your needs, which is why we offer free, no-obligation home demonstrations throughout the UK and Ireland.

Your new *Horizon™* will be delivered direct to your home address, anywhere in the UK and Ireland. You're always assured of a friendly service from our highly trained professional staff. Available seven days a week, our customer service team is able to answer any product or Motability questions you may have. You'll also have access to a nationwide network of Peugeot service partners.

For further help or to arrange a free home demonstration, call or email our mobility advisors or visit our website.

Freephone 0800 587 9677

Email info@alliedmobility.com

Visit www.alliedmobility.com

